



The Dominican

COMMUNITY *of* SCHOOLS

May, 2023

Dear Parents/Guardians,

The attached math enrichment packet is meant to provide your child with a review of the skills he learned in *Second Grade*. Your child is expected to turn the completed packet in to Mrs. Henson on the first day of the 2023-2024 school year. Please encourage your child to schedule time throughout the summer to work on the packet; do not wait until the end of summer to begin.

Reminders for your child:

- Read and follow all directions.
- Show work for ANY/ALL problems in an organized manner and number each problem to receive full credit.

Have a great summer!

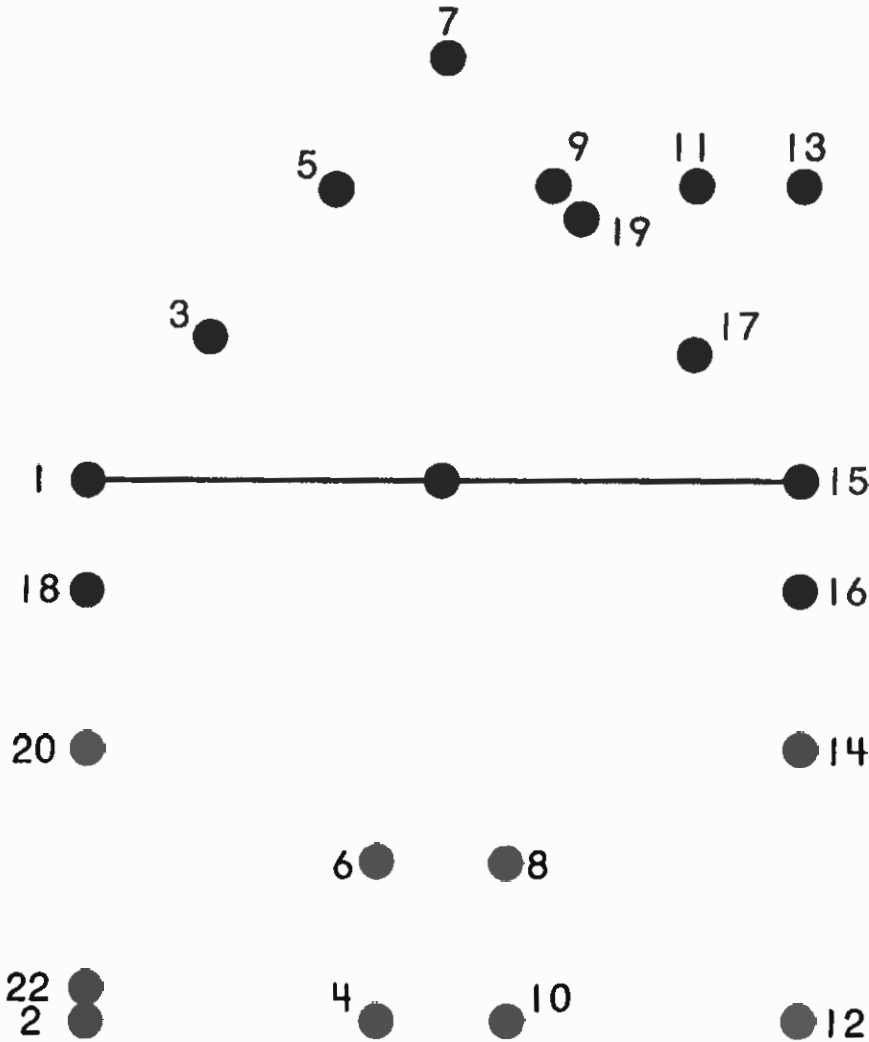
Sincerely,

Mrs. Brooks

Name _____

Connect the Dots

Start at 1 and connect all the odd numbers in order from least to greatest. Then start at 2 and connect all the even numbers the same way.



Writing and Reasoning Write the next five odd numbers that follow 19. Explain how you knew what numbers to write.

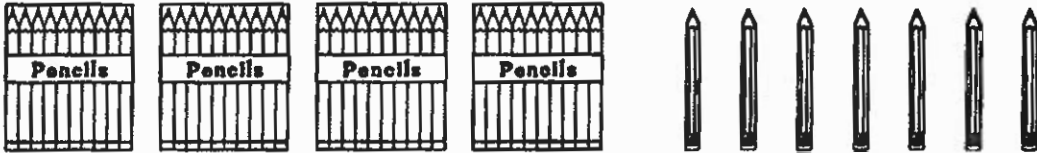
Name _____


Pencil Place Value


Each pencil box holds ten pencils.
Some pencils are not in boxes.
Write the number of pencils in each row.

1.  _____

2.  _____

3.  _____

4.  _____

5.  _____




Writing and Reasoning What tells you what the digit in the tens place should be? Explain.

Name _____

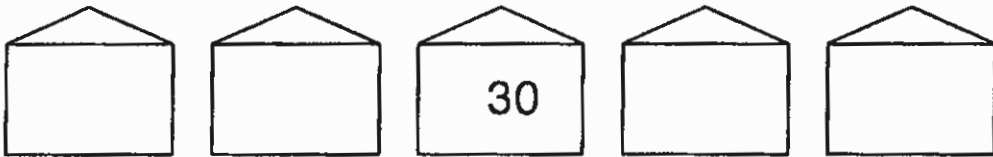
The Houses in Number Town

The houses on each street are numbered in a pattern that uses the number of the street. Fill in the missing house numbers.

1. Fifth Street



2. Tenth Street



3. First Street



Writing and Reasoning What are four house numbers that could be in a row on Second Street? Explain your thinking.

Name _____

Locker Count

The school lockers are numbered by tens. Count on to solve the problems.



1. Marco's locker is 100. Ben has the next locker. What number is Ben's locker?

100, _____

2. Jamie's locker is 230. Hal's locker is 250. Kate's locker is in between. What number is Kate's locker?

230, _____, 250

3. Hal's locker is 250. Sammy's locker is 290. If Nan's locker is in between, what numbers could it be?

250, _____,

_____, _____, 290

_____,

_____, or _____



Writing and Reasoning There are 10 lockers numbered by tens. The first locker is 350. What number is the last locker? Explain your answer.

Name _____

Missing Pictures

Each quick picture needs to be finished.
Draw the missing hundreds, tens, and ones.

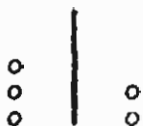
1. 354



2. 253



3. 216



4. 314



5. 264



6. 284



Writing and Reasoning How did you decide what to draw for Exercise 6?

Name _____

Cross-Number Puzzle

Use each clue to write a 3-digit number.

Put one digit in each square to complete the puzzle.

1		2		3		4
5						
			6		8	
	7					

Across

- 1. 3 hundreds 6 tens 19 ones
- 3. 1 hundred 25 tens 1 one
- 5. 2 hundreds 4 tens 13 ones
- 7. 6 hundreds 7 tens 20 ones

Down

- 2. 8 hundreds 12 tens 3 ones
- 4. 17 tens 6 ones
- 6. 4 hundreds 2 tens 10 ones
- 8. 3 hundreds 12 tens 3 ones



Writing and Reasoning Choose one of the puzzle clues. Write two other ways to show this number using hundreds, tens, and ones.

Find the Number Pattern

Help the squirrel find a path to the tree. Connect acorns that show a pattern of counting on by 10s.



A collection of acorn icons, each with a number written next to it. The numbers are: 157, 222, 322, 214, 200, 422, 622, 153, 224, 101, 412, 143, 153, 522, 183, 244, 234, 722, 193, 254, 274, 222, 199, 133, 264, 284, 506, 220, 275, 294, 351, 281, 304, 453, 314.



Writing and Reasoning Describe how you found the first few numbers in the pattern.

Name _____

What Number Am I?

Use doubles facts to solve.

Write the number.

1. I am one more than the sum of the doubles fact for 2.
What number am I?

5

2. I am one less than the sum of the doubles fact for 4.
What number am I?

3. I am one less than the sum of the doubles fact for 6.
What number am I?

4. I am one more than the sum of the doubles fact for 5.
What number am I?

5. I am one more than the sum of the doubles fact for 3.
What number am I?

6. I am one less than the sum of the doubles fact for 9.
What number am I?

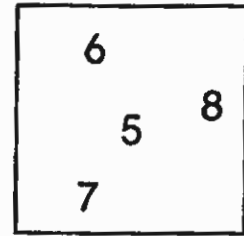
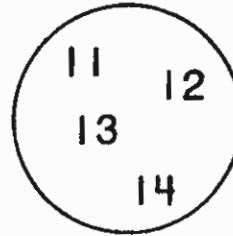


Writing and Reasoning Are your answers odd numbers or even numbers? Explain how you know.

Name _____

Create a Subtraction Problem

Write a number from the circle in the first box. Write a number from the square in the second box. Use each number only once. Then solve.



1. There were ducks at the pond. ducks flew away. How many ducks are at the pond now?

_____ - _____ = _____

2. Roberto found shells at the beach. He gave shells to his sister. How many shells does Roberto have now?

_____ - _____ = _____

3. There are flowers in the garden. flowers are pink. The other flowers are yellow. How many flowers are yellow?

_____ - _____ = _____

4. Anna cut out shapes. shapes are round. The other shapes are square. How many shapes are square?

_____ - _____ = _____



Writing and Reasoning How could you use a tens fact to solve Exercise 4?

Name _____

Symbol Sentences

Find the total. Use the value of the symbols in the key. Write the addition sentence.

KEY: $\text{♪} = 2$ $\triangle = 3$ $\text{⌘} = 4$ $\text{*} = 5$ $\square = 6$

1. \square \square \square

_____ + _____ + _____ = _____

2. ♪ ♪ ♪ ♪ ♪ ♪ ♪

_____ + _____ + _____ + _____ + _____ + _____ + _____ = _____

3. ⌘ ⌘ ⌘ ⌘ ⌘

_____ + _____ + _____ + _____ + _____ = _____

4. * * * * * *

_____ + _____ + _____ + _____ + _____ + _____ = _____



Writing and Reasoning Write three different ways you can add the same addend to make 12. Explain how you chose those ways.

Name _____

Match the Sums

Find each sum. Then draw a line to connect each number sentence on the left to the number sentence on the right that has the same sum.

$19 + 37 = \underline{\quad}$ ● ● $30 + 28 = \underline{\quad}$

$43 + 18 = \underline{\quad}$ ● ● $20 + 36 = \underline{\quad}$

$56 + 27 = \underline{\quad}$ ● ● $60 + 10 = \underline{\quad}$

$32 + 19 = \underline{\quad}$ ● ● $31 + 20 = \underline{\quad}$

$67 + 23 = \underline{\quad}$ ● ● $41 + 20 = \underline{\quad}$

$29 + 29 = \underline{\quad}$ ● ● $40 + 44 = \underline{\quad}$

$39 + 45 = \underline{\quad}$ ● ● $60 + 23 = \underline{\quad}$

$58 + 12 = \underline{\quad}$ ● ● $70 + 20 = \underline{\quad}$



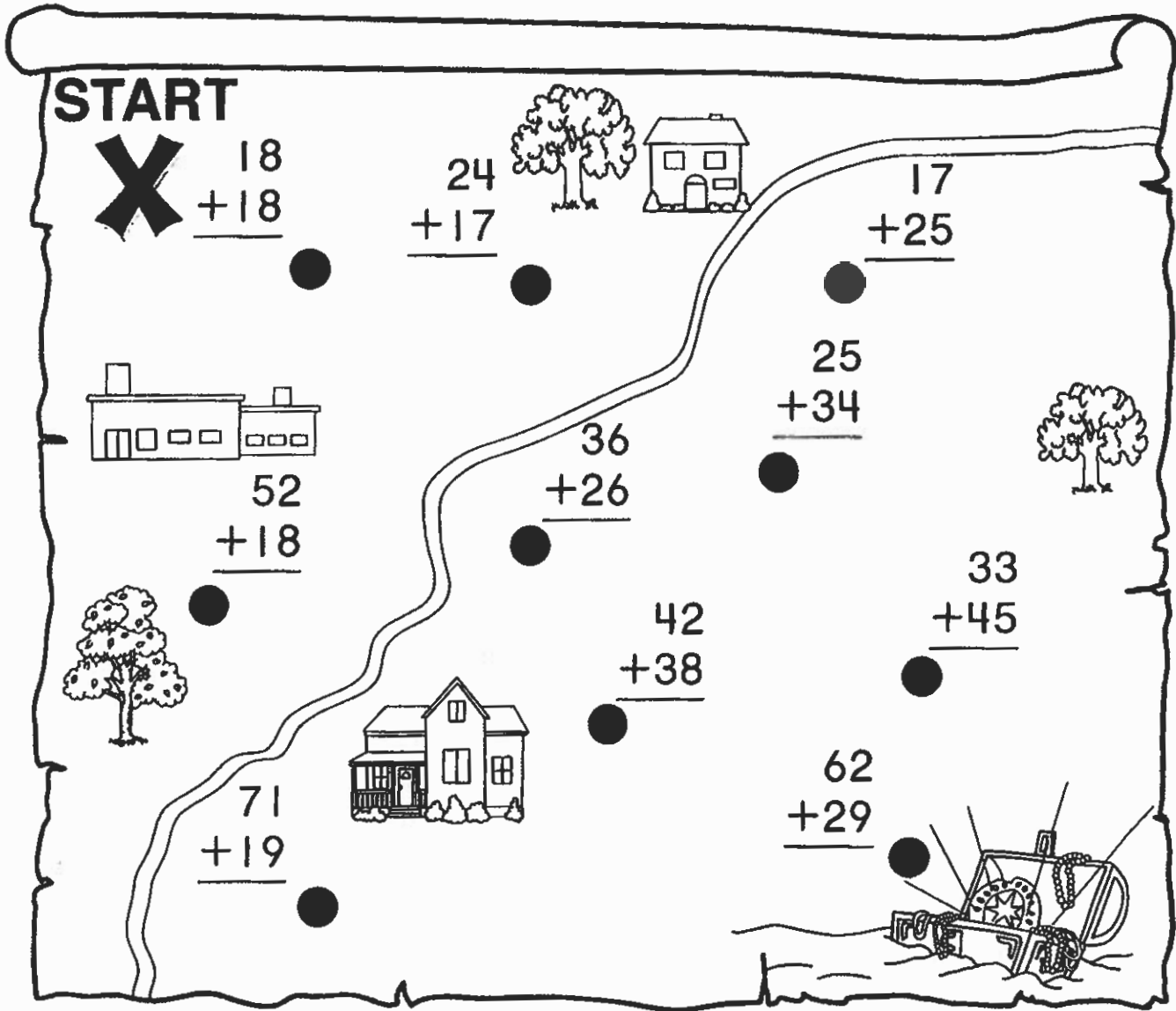
Writing and Reasoning Write two pairs of addition sentences that have matching sums.

Name _____

Draw the Path

Make a path for the treasure map.

Find each sum. Draw the path by following the sums from least to greatest.

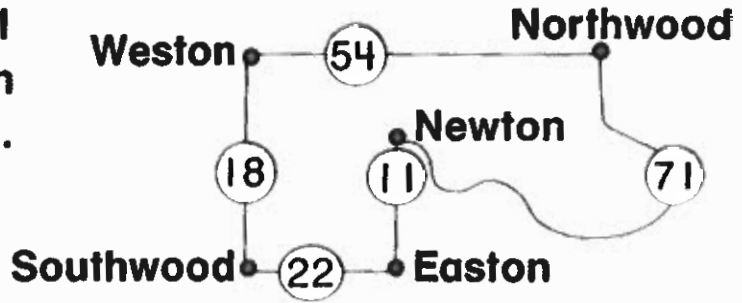


Writing and Reasoning What are two 2-digit numbers that have a sum of 83?

Name _____

Trips Around the Towns

The numbers on the map tell how many miles are between towns. Read about each trip. Find how many miles each person drove in all.



1. Mr. James drove from Southwood to Easton to Newton to Northwood to Weston.

2. Mr. Bank drove from Easton to Southwood to Weston to Northwood to Newton.

+

_____ miles

+

_____ miles



Writing and Reasoning In what order did you add the ones digits in Exercise 2? Explain your thinking.

Name _____

Subtraction Bingo

Find the difference for each subtraction problem.

Draw a line through spaces that have the same difference.

B	I	N	G	O
$35 - 14$ $= \underline{\quad}$	$26 - 14$ $= \underline{\quad}$	$35 - 19$ $= \underline{\quad}$	$33 - 19$ $= \underline{\quad}$	$62 - 36$ $= \underline{\quad}$
$29 - 12$ $= \underline{\quad}$	$39 - 18$ $= \underline{\quad}$	$42 - 19$ $= \underline{\quad}$	$64 - 29$ $= \underline{\quad}$	$53 - 28$ $= \underline{\quad}$
$55 - 16$ $= \underline{\quad}$	$43 - 28$ $= \underline{\quad}$	Free Space	$32 - 19$ $= \underline{\quad}$	$53 - 12$ $= \underline{\quad}$
$52 - 9$ $= \underline{\quad}$	$61 - 25$ $= \underline{\quad}$	$41 - 13$ $= \underline{\quad}$	$47 - 26$ $= \underline{\quad}$	$68 - 39$ $= \underline{\quad}$
$57 - 19$ $= \underline{\quad}$	$62 - 17$ $= \underline{\quad}$	$46 - 28$ $= \underline{\quad}$	$54 - 17$ $= \underline{\quad}$	$40 - 19$ $= \underline{\quad}$



Writing and Reasoning Write two subtraction problems that each have a difference of 28.

Name _____

Addition Triplets

One addend is in standard form, but the other is missing! Draw a quick picture to find the unknown addend.

<p>1.</p> $\begin{array}{r} 542 \\ + \square \\ \hline 999 \end{array}$	<p>2.</p> $\begin{array}{r} 647 \\ + \square \\ \hline 888 \end{array}$
<p>3.</p> $\begin{array}{r} 401 \\ + \square \\ \hline 777 \end{array}$	<p>4.</p> $\begin{array}{r} 250 \\ + \square \\ \hline 666 \end{array}$




Writing and Reasoning How did you decide what to draw for Exercise 3? Explain.

Name _____


Tricky Time

Read the clues to find the time.
Write the time. Draw the hands
on the clock.


1. The minutes are 10 more than 20.
The hour is the same as $4 + 4 + 4$.



2. The hours and the minutes are the
same number. The minutes are
the same as $47 - 37$.



3. The hour is an odd number between
8 and 10. The minutes are a number
greater than 35.



Writing and Reasoning How did you find the
time in Exercise 2?

Name _____

The Long and Short of It

Use each picture to help find the described classroom object. Draw and label the object below the picture.


1. The string is about 2 inches long.



Find an object that is about 3 inches long.

2. The crayon is about 4 inches long.

Find an object that is about 7 inches long.



3. The paper clip is about 1 inch long.

Find an object that is about 5 inches long.



Writing and Reasoning How did you use the pictures to help you?

Name _____

Bob Uses Tools

Bob measures things that begin with the letter *b*. He uses an inch ruler, a yardstick, and a measuring tape. Write the name of the best tool to use to measure each thing.

1. Bob measures the length of a brick. Which is the best tool to use?

2. Bob measures the distance around a basketball. Which is the best tool to use?

3. Bob measures the length of a box of birdseed. Which is the best tool to use?

4. Bob measures the length of a long board. Which is the best tool to use?

5. Bob measures the distance around a fish bowl. Which is the best tool to use?

6. Bob measures the length of a baby bottle. Which is the best tool to use?



Writing and Reasoning Choose one of these things: bed, baseball, broom. Explain which tool is best to use to measure it.

Name _____

Meters and Centimeters

Find real objects that fit the clues.
Measure each object. Use centimeters or meters for the units. Then draw and label it.

	Find an object.	Measure it.	Draw and label it.
1.	I am shorter than 10 centimeters.	_____	_____
2.	I am longer than 50 centimeters but shorter than one meter.	_____	_____
3.	I am longer than one meter.	_____	_____



Writing and Reasoning How much longer is the object in Exercise 2 than the object in Exercise 1? Explain.


Name _____

In the Garden

Make a bar graph to solve.

1. Mr. Adams made a list of the hours he spent gardening in June. Describe how the number of hours changed from Week 1 to Week 4.

Week 1	3 hours
Week 2	4 hours
Week 3	6 hours
Week 4	5 hours



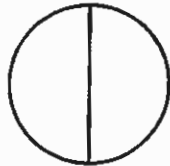

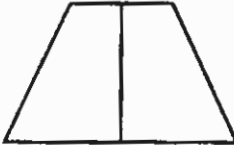



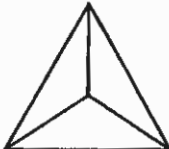

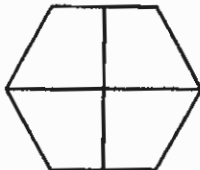
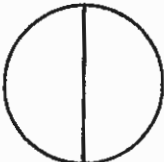
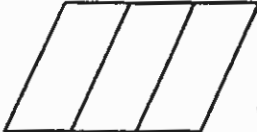
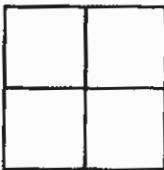
The number of hours _____



Writing and Reasoning Suppose Mr. Adams spends 7 hours gardening in Week 5. How would the number of hours change from Week 1 to Week 5? Explain.

Shapes and Parts

Circle the shapes in each row that show the correct number of equal parts for each whole.

halves				
thirds				
fourths				



Writing and Reasoning Describe how you decided which shapes to circle for fourths.
